

**FINANCES:** What resources were available to support the national program in the past six years? And what resources are available in the coming three years?

**OUTCOME:** How many people received the treatment and prevention services that they need?

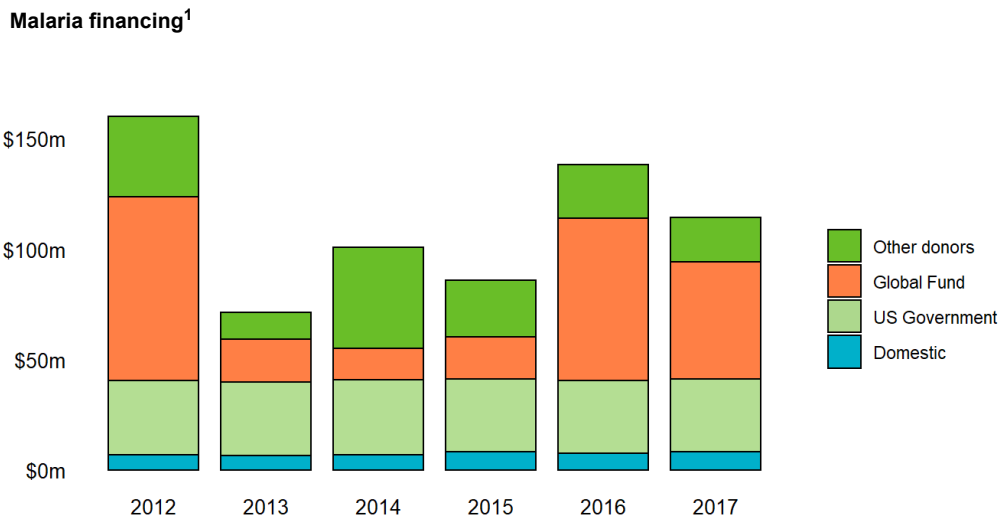
**IMPACT:** What is the trend among people who continue to fall ill or die? (actual and hypothetical in the absence of program)

**Historical investments by funding source (2012-2017)**

**Global Fund investments:**  
**2014-2016 Allocation period**  
 Malaria disbursements: **\$168m**  
 Cross-cutting RSSH disbursements: **\$18.2m**

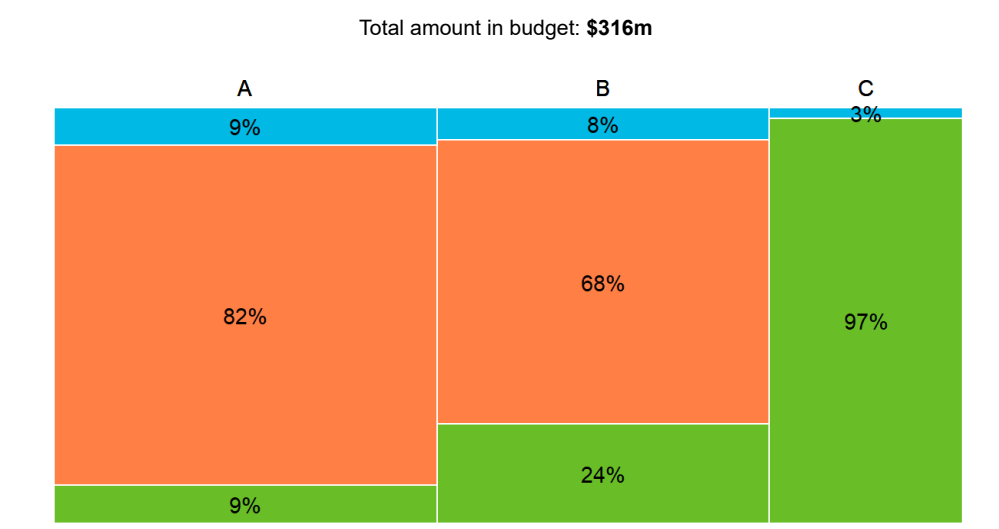
**2017-2019 Allocation period**  
 Malaria disbursements: **\$209m**

In 2015-2017, **48%** of NSP need was funded.



<sup>1</sup>Domestic – National Health Accounts, funding request submitted to the Global Fund; External – country reported, OECD DAC CRS

**Planned investments by funding source and intervention (2018-2020)<sup>2</sup>**



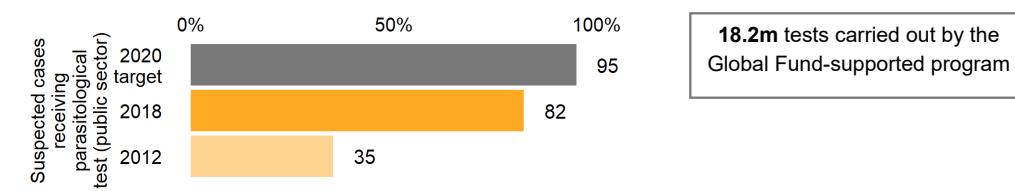
Label	Program Area	Total budget
A	Case management	\$128m
B	Vector Control: LLIN	\$111m
C	Vector Control: IRS	\$65m
Not in graph	Program management	\$5m
Not in graph	RSSH	\$5m
Not in graph	Vector Control: other	\$1m
Not in graph	Specific prevention intervention: IPTp	\$1m

<sup>2</sup>Detailed financial gap analysis reported by country based on Global Fund Modules

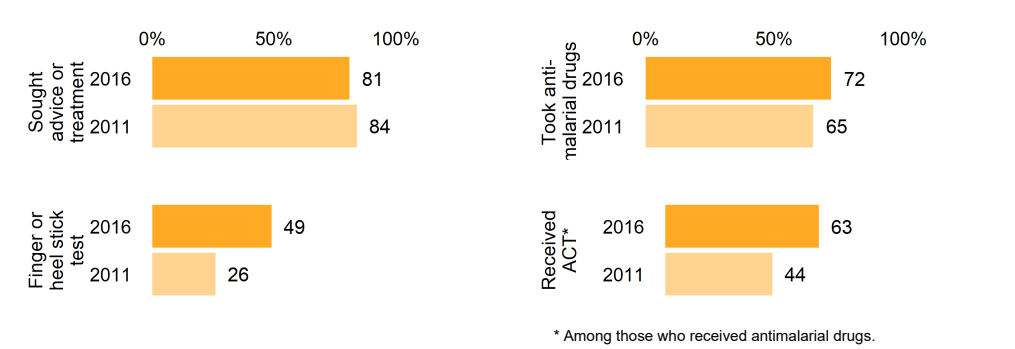
**Global Fund Results (2019)**

Nets distributed: **1.14m**      Households receiving IRS: **-**      Malaria cases treated: **9.73m**

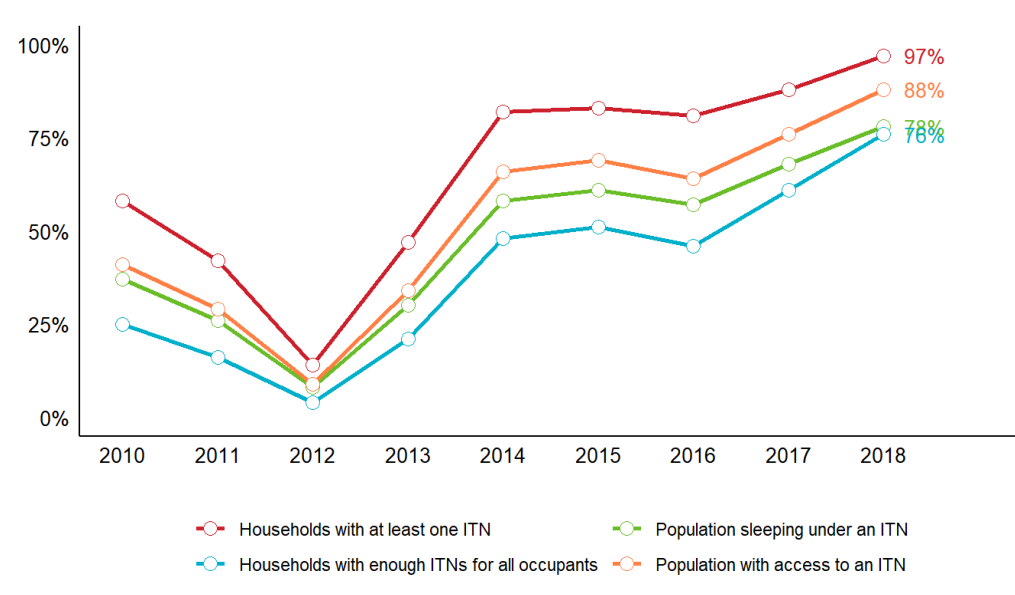
**Suspected malaria cases that receive a parasitological test**



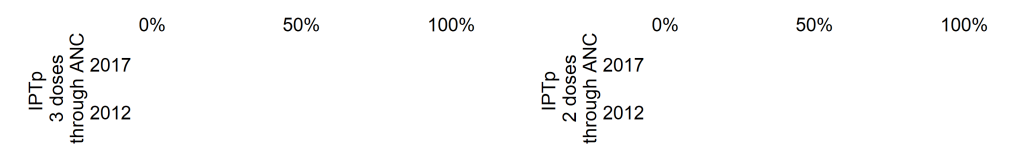
**Malaria testing and treatment in children under 5 with fever in last 2 weeks**



**Bednet coverage**

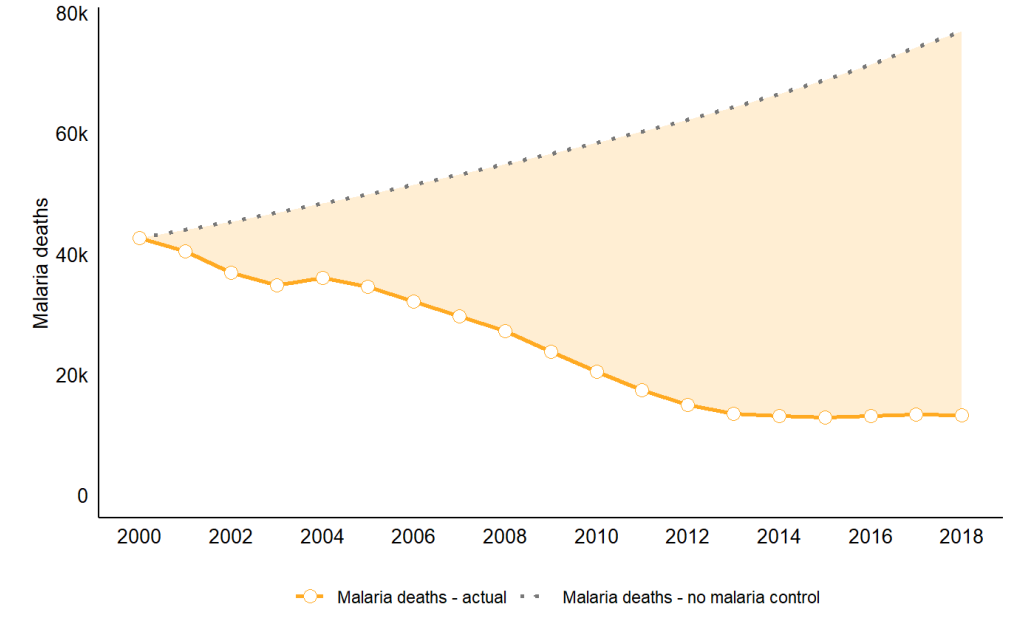


**Intermittent preventive treatment in pregnancy (IPTp)**



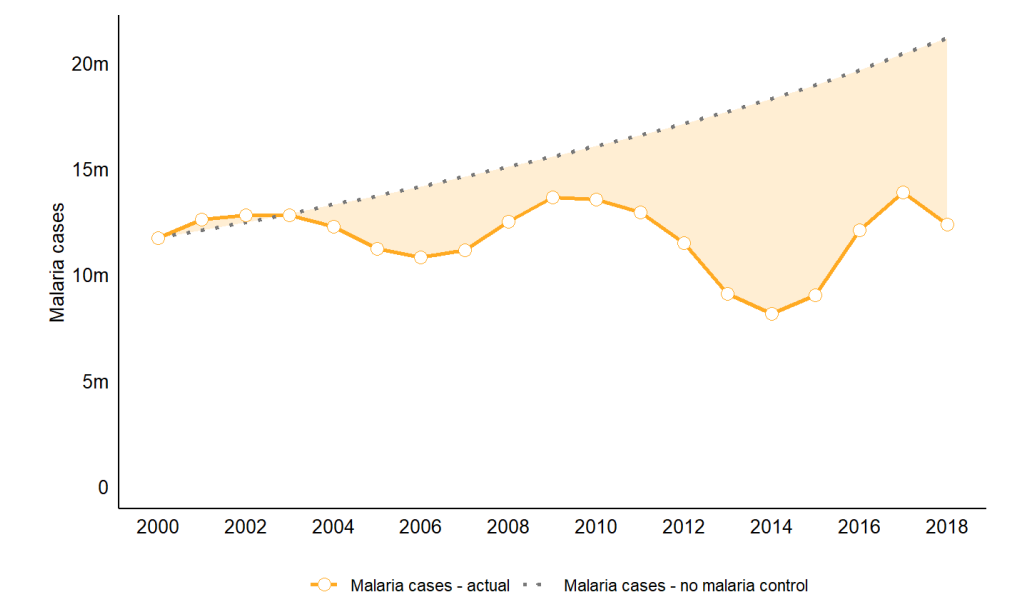
**Malaria deaths**

**Change in malaria deaths:**  
**12%** reduction from 2012 to 2018  
**69%** reduction from 2000 to 2018



**Malaria cases**

**Change in malaria cases:**  
**8%** increase from 2012 to 2018  
**5%** increase from 2000 to 2018



**Notes**  
 Detailed notes are available on the separate Explanatory Notes page ([https://www.theglobalfund.org/media/7871/other\\_countryresultsprofileexplanatory\\_notes\\_en.pdf](https://www.theglobalfund.org/media/7871/other_countryresultsprofileexplanatory_notes_en.pdf))