

FINANCES: What resources were available to support the national program in the past six years? And what resources are available in the coming three years?

OUTCOME & COVERAGE: How many people received the treatment and prevention services that they need?

IMPACT: What is the trend among people who continue to fall ill or die? (actual and hypothetical in the absence of program)

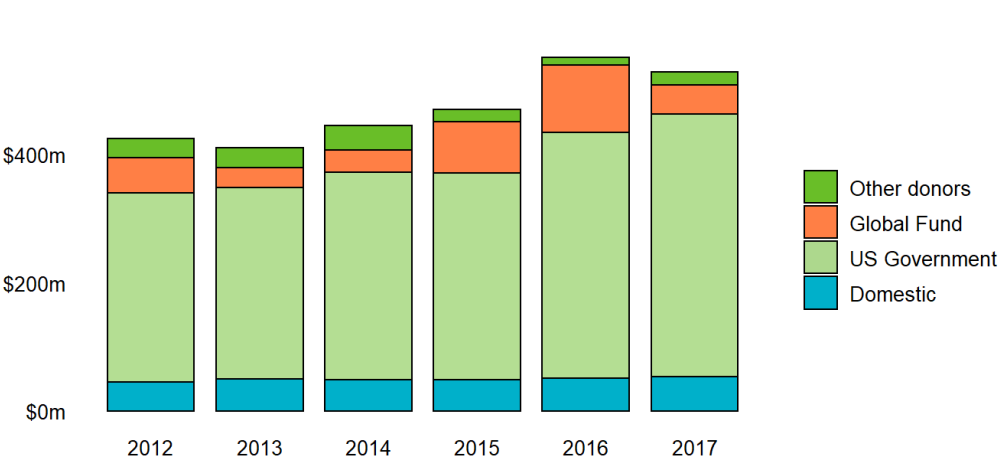
Historical investments by funding source (2012-2017)

Global Fund investments:
2014-2016 Allocation period
 HIV/AIDS disbursements: **\$201m**
 TB/HIV disbursements: **\$6.57m**
 Cross-cutting RSSH disbursements: **\$18.2m**

2017-2019 Allocation period
 HIV/AIDS disbursements: **\$213m**
 TB/HIV disbursements: **\$19.5m**

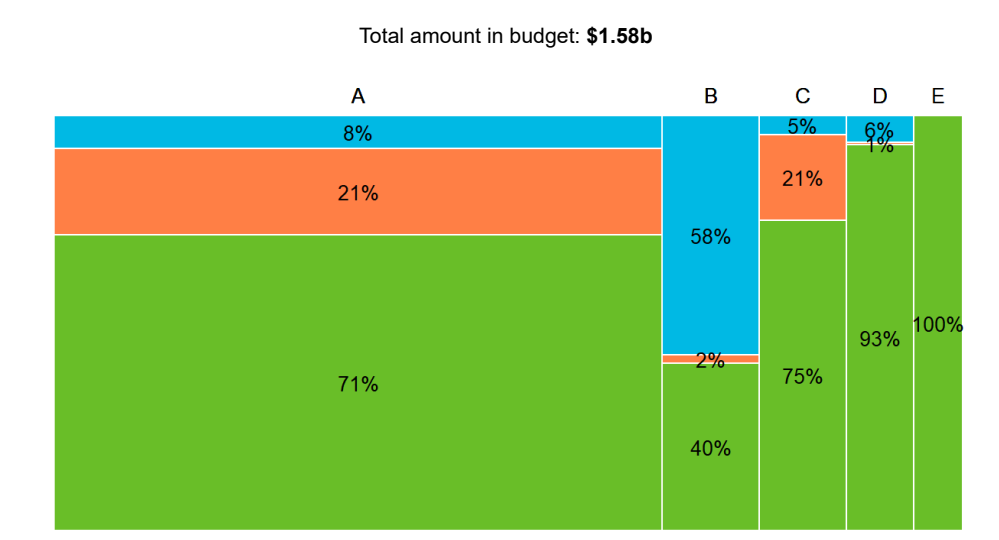
In 2015-2017, **82%** of NSP need was funded.

HIV financing¹



¹Domestic – National Health Accounts, funding request submitted to the Global Fund; External – country reported, OECD DAC CRS

Planned investments by funding source and intervention (2018-2020)²



Label	Program Area	Total budget
A	Treatment, care and support - ART	\$993m
B	Program Management	\$159m
C	Prevention programs & testing services	\$142m
D	RSSH	\$109m
E	Male Circumcision	\$81m
Not in graph	PMTCT	\$52m
Not in graph	TB/HIV	\$30m
Not in graph	Condoms	\$12m

²Detailed financial gap analysis reported by country based on Global Fund Modules

Global Fund Results (2019)

People currently on ART: **1.23m**

VMMC performed: **-**

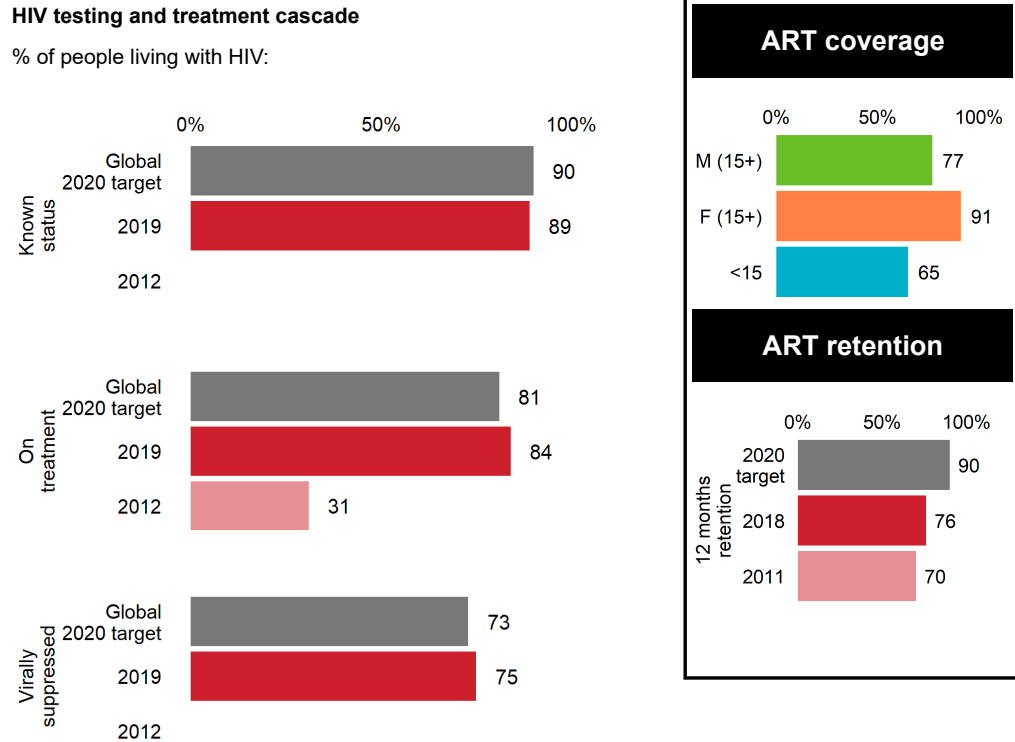
PMTCT delivered: **96.1k**

HIV tests taken: **9.5m**

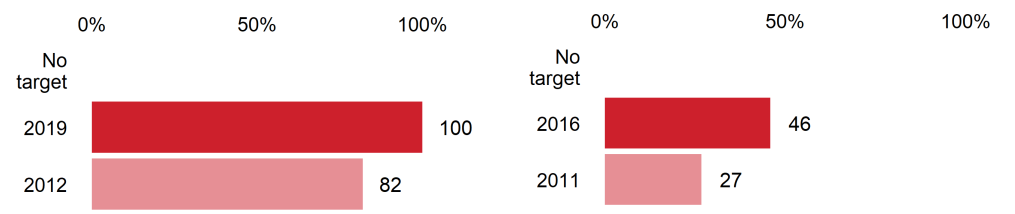
KP reached with prevention services: **28.5k**

YP reached with prevention services: **36.9k**

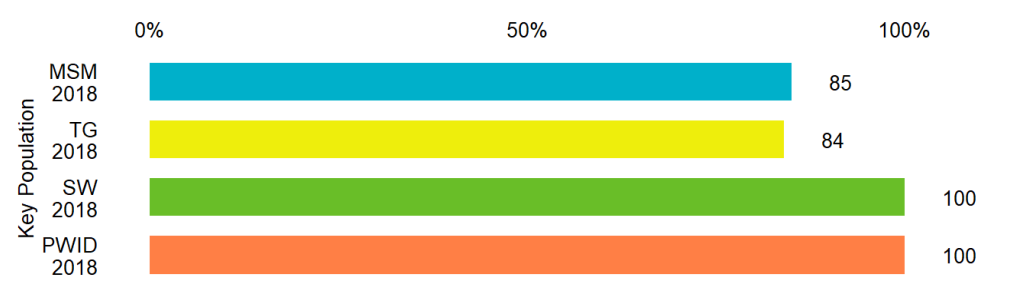
HIV prevention and treatment



PMTCT coverage



Male circumcision coverage

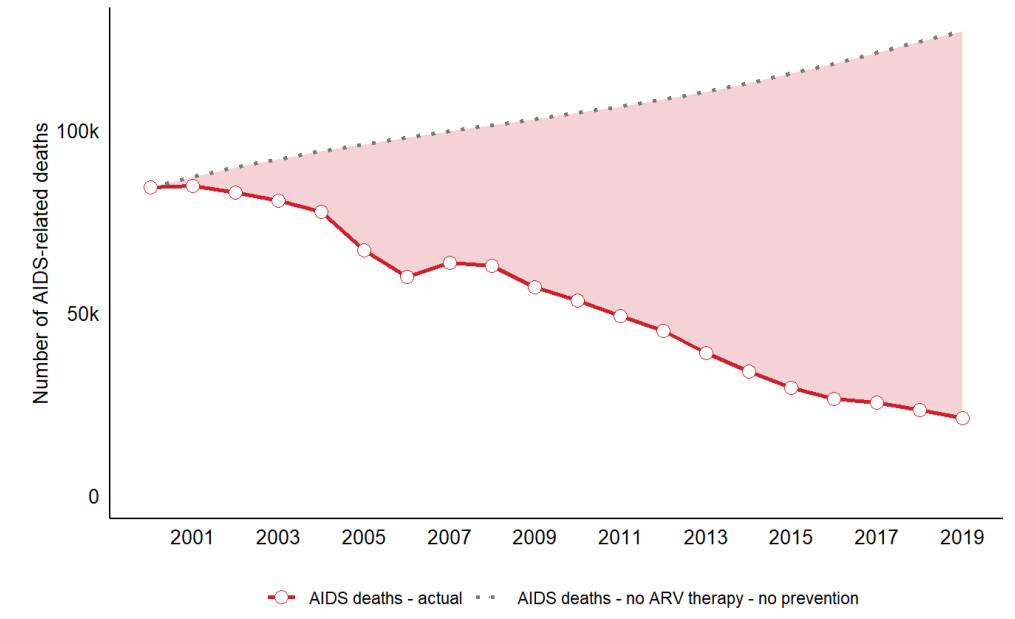


Knowledge of HIV status among key populations



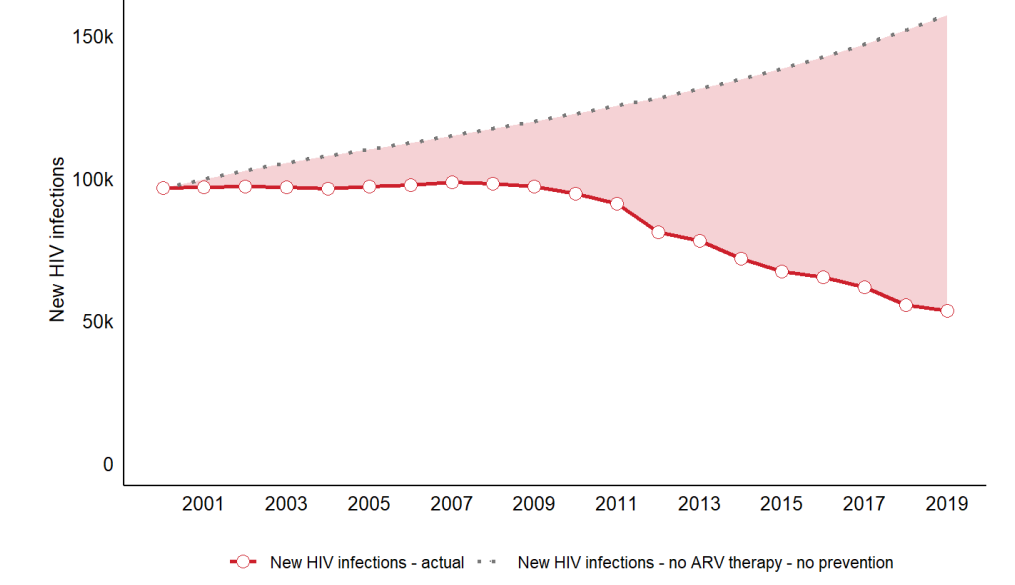
AIDS deaths

Change in AIDS deaths:
53% reduction from 2012 to 2019
75% reduction from 2000 to 2019



New HIV infections

Change in new HIV infections:
34% reduction from 2012 to 2019
45% reduction from 2000 to 2019



Notes
 Detailed notes are available on the separate Explanatory Notes page
https://www.theglobalfund.org/media/7871/other_countryresultsprofileexplanatory_notes_en.pdf