

**FINANCES:** What resources were available to support the national program in the past six years? And what resources are available in the coming three years?

**OUTCOME:** How many people received the treatment and prevention services that they need?

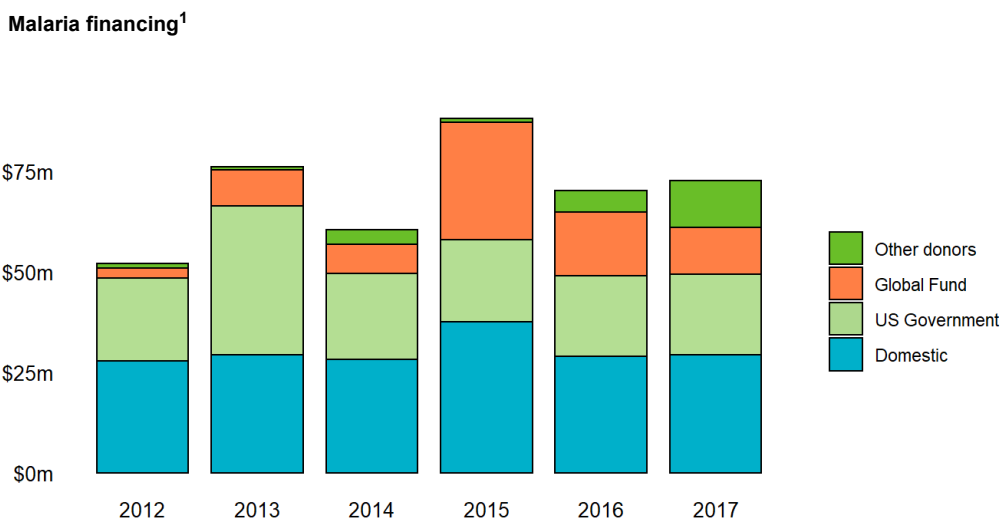
**IMPACT:** What is the trend among people who continue to fall ill or die? (actual and hypothetical in the absence of program)

Historical investments by funding source (2012-2017)

**Global Fund investments:**  
2014-2016 Allocation period  
Malaria disbursements: **\$62.8m**  
RSSH disbursements: **\$286k**

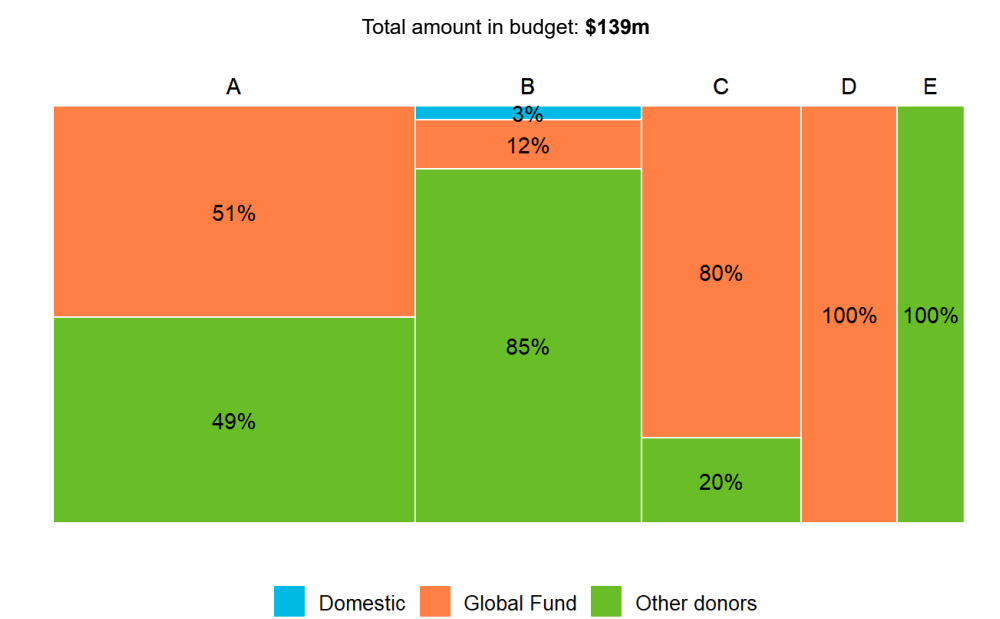
**2017-2019 Allocation period**  
Malaria disbursements: **\$35.6m**

In 2015-2017, **90%** of NSP need was funded.



<sup>1</sup>Domestic – National Health Accounts and Ministry of Finance Budget Execution Reports, funding request submitted to the Global Fund; External – country reported, OECD DAC CRS

Planned investments by funding source and intervention (2018-2020)<sup>2</sup>



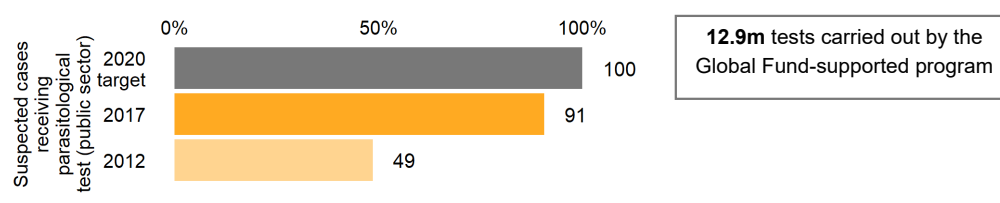
Label	Program Area	Total budget	
A	Vector Control: LLIN	\$55m	
B	Other	\$34m	
C	Case management - Diagnosis	\$24m	
D	RSSH	\$15m	
E	Case management - Treatment	\$10m	
Not in graph		Specific prevention intervention	\$1m

<sup>2</sup>Detailed financial gap analysis reported by country based on NSP categories (Domestic commitments exclude cost of service delivery through public facilities)

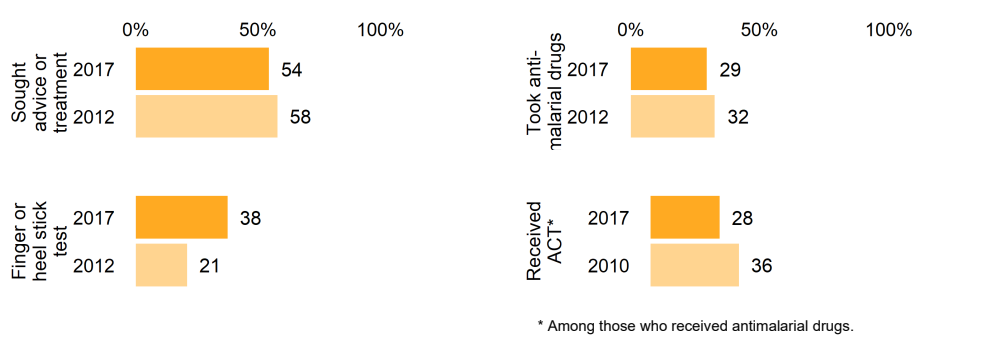
Global Fund Results (2018)

Nets distributed: **11.6m**      Households receiving IRS: **-**      Malaria cases treated: **7.04m**

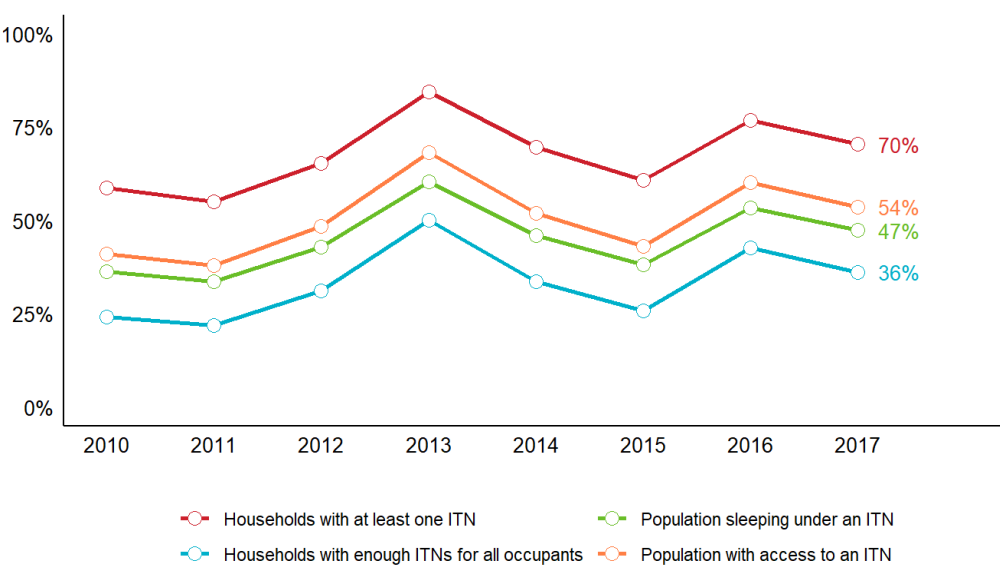
Suspected malaria cases that receive a parasitological test



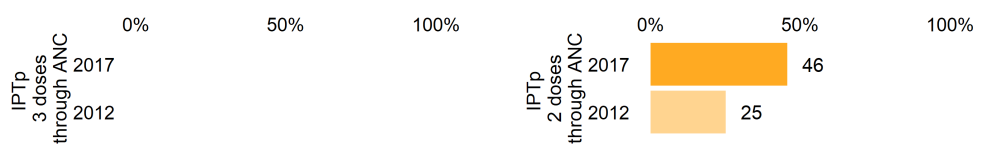
Malaria testing and treatment in children under 5 with fever in last 2 weeks



Bednet coverage

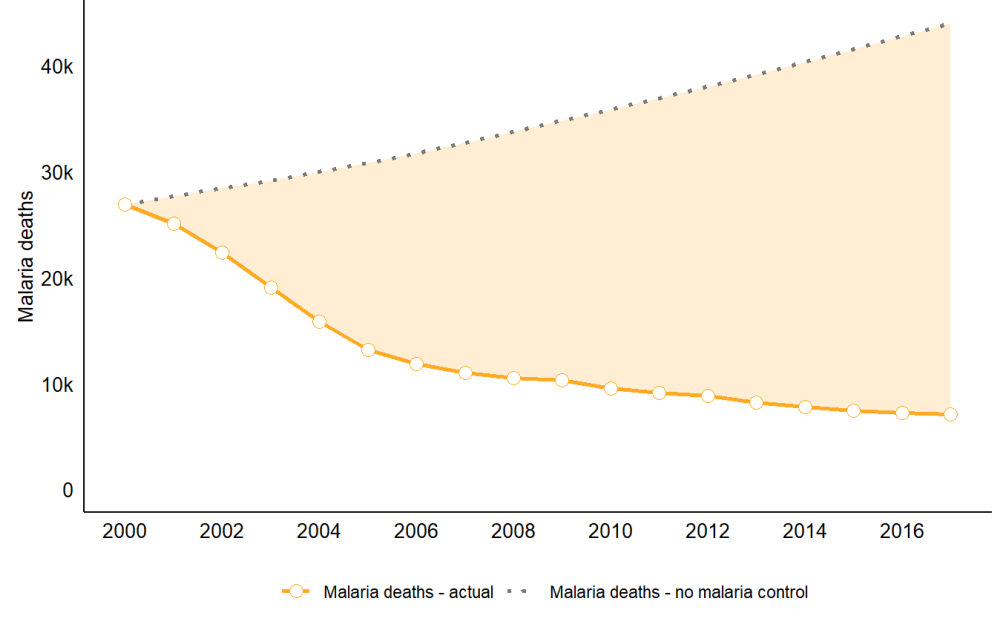


Intermittent preventive treatment in pregnancy (IPTp)



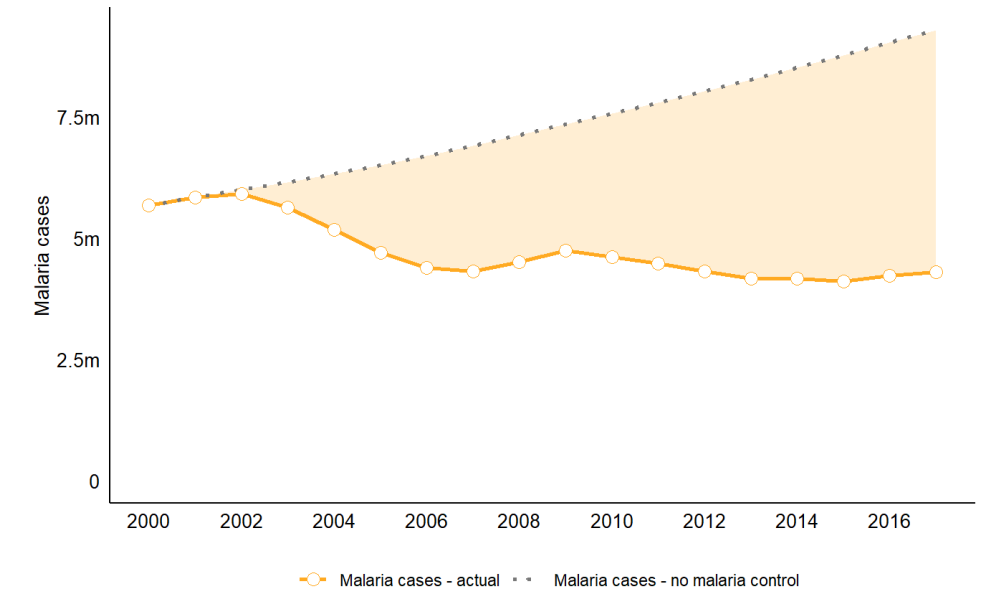
Malaria deaths

**Change in malaria deaths:**  
**20%** reduction from 2012 to 2017  
**74%** reduction from 2000 to 2017



Malaria cases

**Change in malaria cases:**  
**0%** reduction from 2012 to 2017  
**24%** reduction from 2000 to 2017



**Notes**  
Detailed notes are available on the separate Explanatory Notes page.